
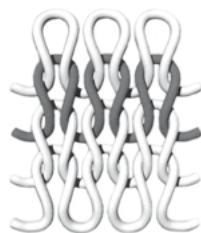


It is important to understand the confection of knitted fabrics to ensure the quality of the end product and optimize the production process.



Woven fabric



Knitted fabric

Woven fabrics

- Woven fabrics are generally rigid.
- Woven fabrics are made using a warp (vertical yarn) and a weft (horizontal yarn).

Knitted fabrics

- Knitted fabrics are elastic. This elasticity is due to their structure.
- Knitted fabrics are made by interlocking a series of loops allowing for free movement of the yarn. The loops give elasticity to the fabric and provide an easy and moldable upholstery that easily adapts to organic shapes.

Sew and confection knitted fabrics properly to guarantee the quality of the upholstery. For this reason, the following recommendations should be taken into account.


Needle

Use a needle with rounded tip, or SUK.

This type of needle goes through the fabric without damaging the yarn. An inappropriate needle, such as the type of sharp needles used for woven fabrics, can damage a yarn and cause a hole, which may lead to greater damage.

The needle should be checked and changed regularly as the slightest irregularity could irreversibly damage the fabric. A needle should be changed when it leaves a scratch on a finger nail.

The recommended needle size is NM100 / NM110. The thicker the needle the more likely it will damage the yarn.



Sewing

All types of seams are possible. Double stitched seams are stronger than single seams, but plain seam finishes are possible as well.

Stitching

The correct stitch number is 2.5 to 3 stitches per centimetre. The higher the stitch density the stronger the seam, however, too many stitches may have a weakening effect.

Thread size

The correct thickness of the thread depends on the thickness of the needle. Nylon and polyester threads are commonly used. The recommended thread size is 40/3.